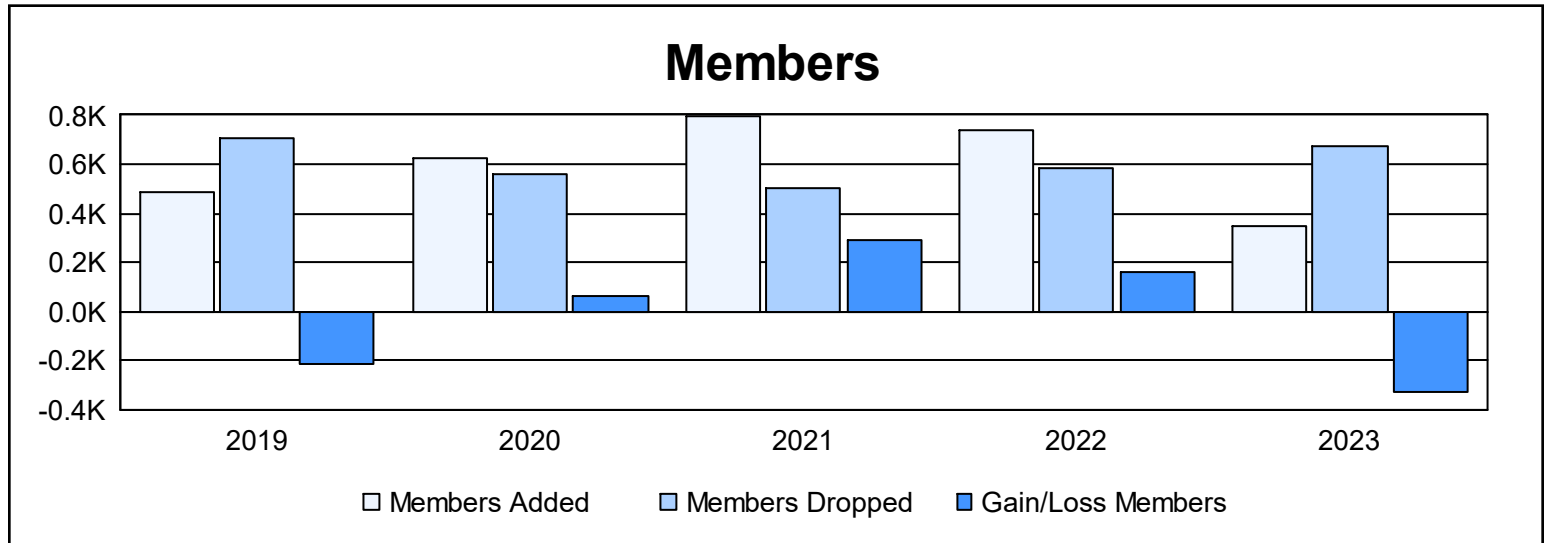
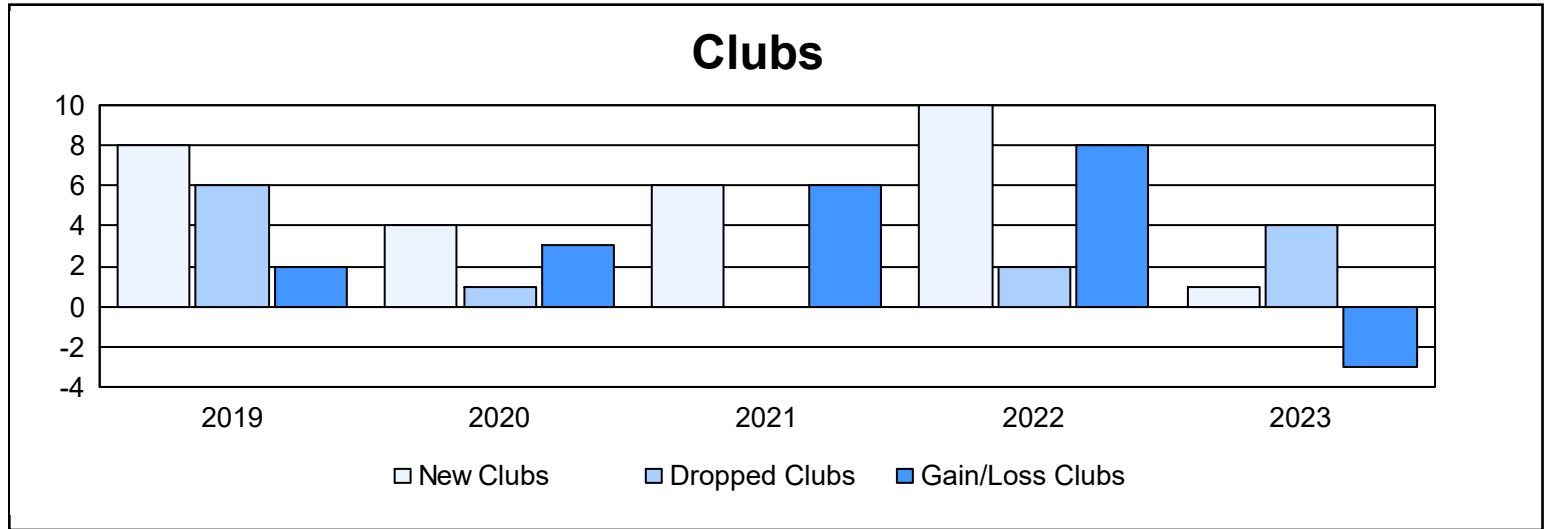
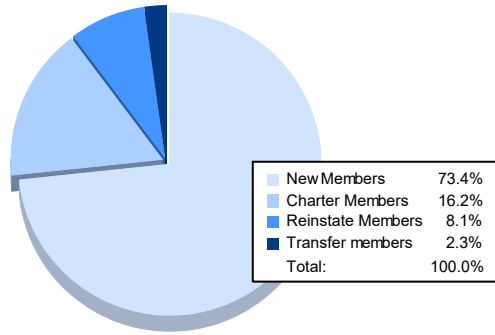


| Year           | New Clubs | Dropped Clubs | Gain/ Loss Clubs | New Members | Charter Members | Reinstate Members | Transfer Members | Total Member Added | Total Members Dropped | Gain/ Loss Members |
|----------------|-----------|---------------|------------------|-------------|-----------------|-------------------|------------------|--------------------|-----------------------|--------------------|
| 2018-2019      | 8         | 6             | 2                | 217         | 226             | 39                | 7                | 489                | 705                   | -216               |
| 2019-2020      | 4         | 1             | 3                | 420         | 138             | 39                | 25               | 622                | 560                   | 62                 |
| 2020-2021      | 6         | 0             | 6                | 538         | 183             | 59                | 13               | 793                | 500                   | 293                |
| 2021-2022      | 10        | 2             | 8                | 420         | 268             | 34                | 18               | 740                | 583                   | 157                |
| 2022-2023      | 1         | 4             | -3               | 254         | 56              | 28                | 8                | 346                | 672                   | -326               |
| <b>Average</b> | <b>6</b>  | <b>3</b>      | <b>3</b>         | <b>370</b>  | <b>174</b>      | <b>40</b>         | <b>14</b>        | <b>598</b>         | <b>604</b>            | <b>-6</b>          |



### Membership Composition June 2023 Cumulative



### Gender Composition June 2023 Cumulative

